



New York State  
EDUCATION DEPARTMENT

Knowledge > Skill > Opportunity

# **New York State's Teacher and Principal Evaluation System Education Law §3012-d**

**SED Monitoring APPR Portal Training  
Task 3: “Optional Student Performance  
Subcomponent (Teachers)”**



# Module Objectives

---

- Learn how to complete Task 3 of an APPR plan in the SED Monitoring APPR Portal, which covers the use of the Optional Student Performance subcomponent for teachers.

## Task 3 Overview:

- A. Use of the Optional Subcomponent
- B. Assurances
- C. Entering the Optional Subcomponent
- D. Measures, Assessments and Process
- E. Conversion Chart
- F. Task Completion

# A. Use of the Optional Subcomponent

- For Task 3.1, please use the drop-down menu to indicate whether the Optional Student Performance subcomponent will be used by making the appropriate selection.

## 3.1) Use of the Optional Subcomponent of the Student Performance Category

Please indicate if the Optional subcomponent will be used by making the appropriate selection below. \*

Please Select ▼

Please Select

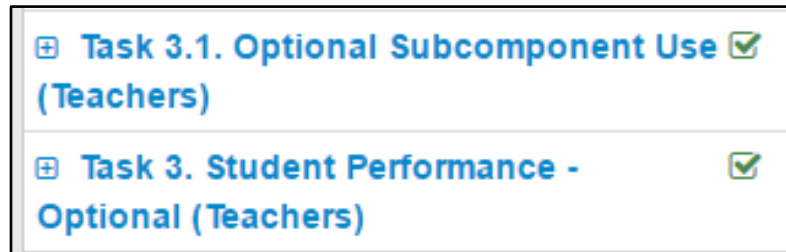
NO, the Optional subcomponent WILL NOT be used in the Student Performance category for any teacher. *3.2-3.12 by using the "Next" button to*

YES, the Optional subcomponent WILL be used in the Student Performance category.

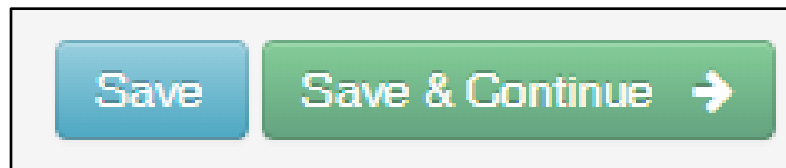
- If the option indicating, “NO, the Optional subcomponent WILL NOT be used” is selected, Task 3 is considered complete.
- If the option indicating, “YES, the Optional subcomponent WILL be used” is selected, continue on to Tasks 3.2 through 3.12.

# A. Use of the Optional Subcomponent

- Task 3 is divided into two pages, organized as indicated in the previous slide.



- Be sure to click the blue “Save” button to ensure all selections are saved before moving to another page.



- The “Save & Continue →” button can be used to move forward only when the current page is complete. If the task is incomplete, the survey navigation menu may be used to move to another task.

# Module Overview

---

## Task 3 Overview:

- A. Use of the Optional Subcomponent
- B. Assurances**
- C. Entering the Optional Subcomponent
- D. Measures, Assessments and Process
- E. Conversion Chart
- F. Task Completion

# B. Assurances

- If the district/BOCES is using the optional subcomponent, all assurances within Task 3 are mandatory.
- In Task 3, assurances are included in Tasks 3.1 and 3.12.
- Be sure to read, understand, and check all assurances within Task 3 if using the optional subcomponent.

## Task 3.1) Assurances

Please check the boxes below.

- Assure that if a teacher receives an overall rating of Ineffective on the Student Performance category, and a State-designed supplemental assessment (option B1, B2 or B3) was included as an Optional subcomponent of the Student Performance category, then the teacher must be rated Ineffective overall (see Education Law §3012-d(5)(a) and (7)).
- Assure that if a teacher receives an overall rating of Ineffective on the Student Performance category, and a State-provided growth score on a State-created or administered test (option A1, A2, A3, or A4) was included as an Optional subcomponent of the Student Performance category, then the teacher may not be rated higher than Developing overall (see Education Law §3012-d(5)(a) and (7)).

# Module Overview

---

## Task 3 Overview:

- A. Use of the Optional Subcomponent
- B. Assurances
- C. Entering the Optional Subcomponent**
- D. Measures, Assessments and Process
- E. Conversion Chart
- F. Task Completion

## C. Entering the Optional Subcomponent

---

- The measure in the Optional subcomponent shall apply in a consistent manner, to the extent practicable, across all classrooms in the same grade/subject in the district/BOCES and be either:
  - (A) a second State-provided growth score on a State-created or administered test; provided that the State-provided growth measure is different than that used in the Required subcomponent in the Student Performance category; or
  - (B) a growth score based on a supplemental assessment, calculated using a State-approved growth model.
- In order to select a measure, choose one of the available options from the dropdown menu.



## C. Entering the Optional Subcomponent: Task 3.2-3.10

- To complete Task 3.2-3.10, the following information should be entered, as shown:
  - Column 1: measure used
  - Column 2: supplemental assessment(s) used, as applicable (for any measure using Option (A), "Option A selected" should be chosen)
  - Column 3: applicable course(s).

Measure	Supplemental Assessment(s)	Applicable Course(s)
Option (A3) School- or program-wi	<input checked="" type="checkbox"/> Option A selected <input type="checkbox"/> aimsweb	<input checked="" type="checkbox"/> 9 ELA <input checked="" type="checkbox"/> 10 ELA <input checked="" type="checkbox"/> 11 ELA <input checked="" type="checkbox"/> 12 ELA <input checked="" type="checkbox"/> Algebra I <input checked="" type="checkbox"/> Geometry <input checked="" type="checkbox"/> Algebra II/Trigonometry <input checked="" type="checkbox"/> Living Environment <input checked="" type="checkbox"/> Earth Science <input checked="" type="checkbox"/> Chemistry <input checked="" type="checkbox"/> Physics <input checked="" type="checkbox"/> Global 1 <input checked="" type="checkbox"/> Global 2 <input checked="" type="checkbox"/> US History

- If the same measure and assessment combination is used for all courses, only one row is needed.
- To add more than one measure and assessment combination, click the green "Add Row" button.

Add Row

## C. Entering the Optional Subcomponent: “Other” Courses

---

- Task 3.2-3.10 includes an option for “Other Courses as listed in Original Task 2.10”.

Other Courses as listed  
in Original Task 2.10

- This option can be used if the Optional subcomponent measure and assessment combination applies equally to all “other” courses as listed in Task 2.10.
- If “other” courses need to be described differently than they were in Task 2.10 (i.e., if an Optional subcomponent measure is selected for some, but not all courses listed in Task 2.10), each course can be entered in Task 3.10 with the corresponding measure and assessment(s), as applicable.
  - In this case, the “Other Courses as listed in Original Task 2.10” box should be left unchecked in Task 3.2-3.10.

## C. Entering the Optional Subcomponent: “Other” Courses, Task 3.10

- Task 3.10 should only be used if the option in Task 3.2-3.10, “Other Courses as listed in Original Task 2.10,” is not applicable
- If Task 3.10 is used, the following information should be entered:
  - Column 1: lowest grade that corresponds to the course
  - Column 2: highest grade that corresponds to the course
  - Column 3: subject of the course
  - Column 4: measure used
  - Column 5: supplemental assessment used (for any measure using Option (A), "Option A selected" should be chosen)

Lowest Grade	Highest Grade	Subject	Measure	Supplemental Assessment(s)
K ▼	4 ▼	All courses not nar ▼	Option (B2) School- or program- ▼	<input type="checkbox"/> Option A selected <input checked="" type="checkbox"/> aimsweb

- To add additional courses, click the green “Add Row” button.

Add Row

# Module Overview

---

## Task 3 Overview:

- A. Use of the Optional Subcomponent
- B. Assurances
- C. Entering the Optional Subcomponent
- D. Measures, Assessments and Process**
- E. Conversion Chart
- F. Task Completion

## D. Measures, Assessments and Process: Option (A1)

- Option (A1) is a teacher-specific growth score computed by the State based on the percentage of students who achieve a State-determined level of growth (e.g., percentage of students whose growth is above the median for similar students).

Please Select ▾	<input type="checkbox"/> Option A selected	<input type="checkbox"/> K ELA	<input type="checkbox"/>
Please Select			
Option (A1) Teacher-specific growth score computed by the State based on percentage of students who achieve a State-determined level of growth			
Option (A2) School-wide growth results based on a State-provided school-wide growth score for all students attributable to the school who took the State assessment			
Option (A3) School- or program-wide, group, team, or linked growth results using available State-provided growth scores that are locally-computed			
Option (A4) District- or BOCES-wide growth results using available State-provided growth scores that are locally-computed			
Option (B1) Teacher-specific growth score based on a State-designed supplemental assessment, calculated using a State-provided or approved growth score			
Option (B2) School- or program-wide, group, team or linked growth score based on a State-designed supplemental assessment, calculated using a State-provided or approved growth score			
Option (B3) District- or BOCES-wide growth score based on a State-designed supplemental assessment, calculated using a State-provided or approved growth score			

- If Option (A1) is chosen, “Option A selected” should be checked in the assessment column.

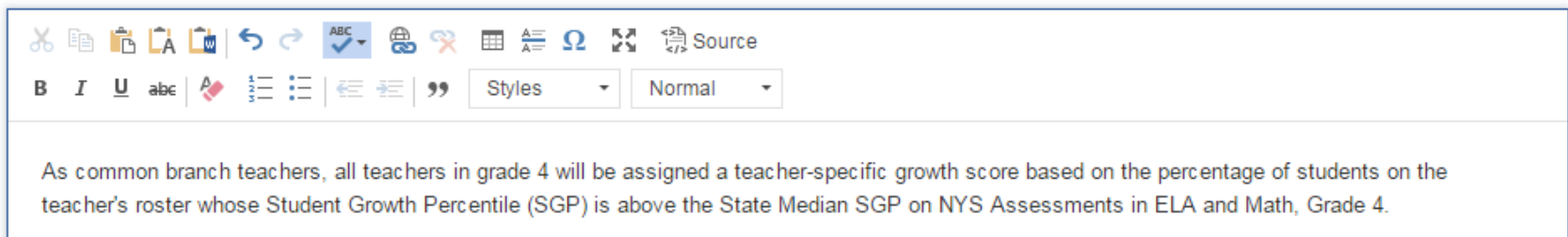
# D. Measures, Assessments and Process: Option (A1)

- A corresponding fill-in box is located at the end of the task to describe the process for assigning a 0-20 score and HEDI rating for Option (A1).

## OPTION A1, A3, or A4

Include a description of your process consistent with the selected option(s).

- **OPTION A1:** Please describe the process your district/BOCES will use to calculate a 0-20 score and HEDI rating using a teacher-specific growth score computed by the State based on the percentage of students who achieve a State-determined level of growth. Please also include an upload in Task 3.11 demonstrating the process of assigning all points 0 to 20.
- **OPTION A3:** Please describe the process your district/BOCES will use to locally compute a 0-20 score and HEDI rating using school- or program-wide, group, team, or linked growth results based on available State-provided growth scores. Please indicate which grades/subjects of the available State-provided growth scores will be used. Please also include an upload in Task 3.11 demonstrating the process of assigning all points 0 to 20.
- **OPTION A4:** Please describe the process your district/BOCES will use to locally compute a 0-20 score and HEDI rating using district- or BOCES-wide growth results based on available State-provided growth scores. Please indicate which grades/subjects of the available State-provided growth scores will be used. Please also include an upload in Task 3.11 demonstrating the process of assigning all points 0 to 20.



The screenshot shows a rich text editor interface. The top toolbar includes icons for undo, redo, bold, italic, underline, text color, background color, bulleted list, numbered list, link, unlink, source code, and a 'Source' button. Below the toolbar, the text reads: "As common branch teachers, all teachers in grade 4 will be assigned a teacher-specific growth score based on the percentage of students on the teacher's roster whose Student Growth Percentile (SGP) is above the State Median SGP on NYS Assessments in ELA and Math, Grade 4."

- Additionally, a chart demonstrating how the second growth score chosen will be converted to a HEDI score from 0-20 should be uploaded in Task 3.11, as applicable.

## D. Measures, Assessments and Process: Option (A2)

- Option (A2) is school-wide growth results based on a State-provided school-wide growth score for all students attributable to the school who took the State ELA or math assessment in grades 4-8.

Please Select	<input type="checkbox"/> Option A selected	<input type="checkbox"/> K ELA	<input type="checkbox"/>
Please Select			
Option (A1) Teacher-specific growth score computed by the State based on percentage of students who achieve a State-determined level of growth			
Option (A2) School-wide growth results based on a State-provided school-wide growth score for all students attributable to the school who took the State ELA or math			
Option (A3) School- or program-wide, group, team, or linked growth results using available State-provided growth scores that are locally-computed			
Option (A4) District- or BOCES-wide growth results using available State-provided growth scores that are locally-computed			
Option (B1) Teacher-specific growth score based on a State-designed supplemental assessment, calculated using a State-provided or approved growth model			
Option (B2) School- or program-wide, group, team or linked growth score based on a State-designed supplemental assessment, calculated using a State-provided or approved growth model			
Option (B3) District- or BOCES-wide growth score based on a State-designed supplemental assessment, calculated using a State-provided or approved growth model			

- If Option (A2) is chosen, “Option A selected” should be checked in the assessment column.



# D. Measures, Assessments and Process: Option (A2)

---

- For Option (A2) a corresponding assurance is located at the end of the task to address the process for assigning a 0-20 score and HEDI rating.

## OPTION A2 or B

Please check the box below, as applicable to the selected option(s). In addition, for Option B, please also include a chart in Task 3.11 to demonstrate the process for assigning points consistent with the methodology prescribed by the assessment provider(s).

- OPTION A2: Assure that scores from 0-20 and HEDI ratings will be assigned using the building-wide State-provided growth score as provided by the Department.
- OPTION B: Assure that scores from 0-20 and HEDI ratings will be assigned in the manner prescribed by the State-approved supplemental assessment.

- Option (A2) does not require an upload in Task 3.11, as the district/BOCES will use the score and rating provided by the State.



## D. Measures, Assessments and Process: Option (A3)

- Option (A3) is school- or program-wide, group, team, or linked growth results using available State-provided growth scores that are locally-computed.

Please Select	<input type="checkbox"/> Option A selected	<input type="checkbox"/> K ELA	<input type="checkbox"/>
Please Select			
Option (A1) Teacher-specific growth score computed by the State based on percentage of students who achieve a State-determined level of growth			
Option (A2) School-wide growth results based on a State-provided school-wide growth score for all students attributable to the school who took the S			
Option (A3) School- or program-wide, group, team, or linked growth results using available State-provided growth scores that are locally-computed			
Option (A4) District- or BOCES-wide growth results using available State-provided growth scores that are locally-computed			
Option (B1) Teacher-specific growth score based on a State-designed supplemental assessment, calculated using a State-provided or approved gro			
Option (B2) School- or program-wide, group, team or linked growth score based on a State-designed supplemental assessment, calculated using a S			
Option (B3) District- or BOCES-wide growth score based on a State-designed supplemental assessment, calculated using a State-provided or appro			
English and Spanish Language Proficiency			

- If Option (A3) is chosen, “Option A selected” should be checked in the assessment column.

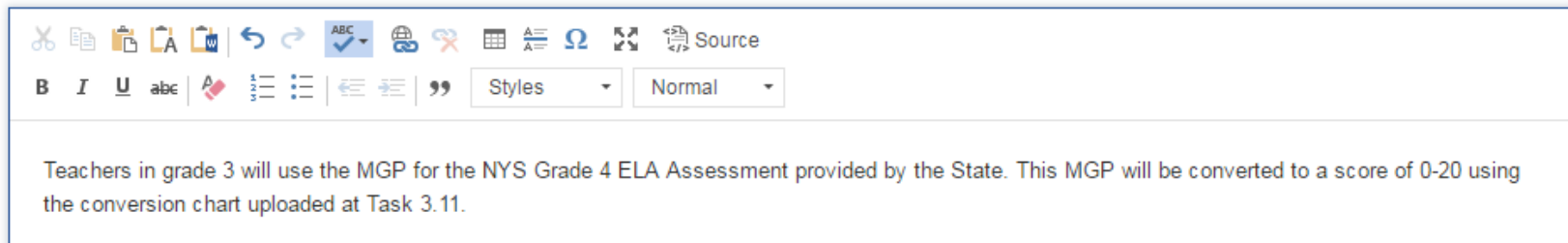
# D. Measures, Assessments and Process: Option (A3)

- If Option (A3) is selected, a corresponding fill-in box is located at the end of the task to address the process for assigning a 0-20 score and HEDI rating.

## OPTION A1, A3, or A4

Include a description of your process consistent with the selected option(s).

- **OPTION A1:** Please describe the process your district/BOCES will use to calculate a 0-20 score and HEDI rating using a teacher-specific growth score computed by the State based on the percentage of students who achieve a State-determined level of growth. Please also include an upload in Task 3.11 demonstrating the process of assigning all points 0 to 20.
- **OPTION A3:** Please describe the process your district/BOCES will use to locally compute a 0-20 score and HEDI rating using school- or program-wide, group, team, or linked growth results based on available State-provided growth scores. Please indicate which grades/subjects of the available State-provided growth scores will be used. Please also include an upload in Task 3.11 demonstrating the process of assigning all points 0 to 20.
- **OPTION A4:** Please describe the process your district/BOCES will use to locally compute a 0-20 score and HEDI rating using district- or BOCES-wide growth results based on available State-provided growth scores. Please indicate which grades/subjects of the available State-provided growth scores will be used. Please also include an upload in Task 3.11 demonstrating the process of assigning all points 0 to 20.



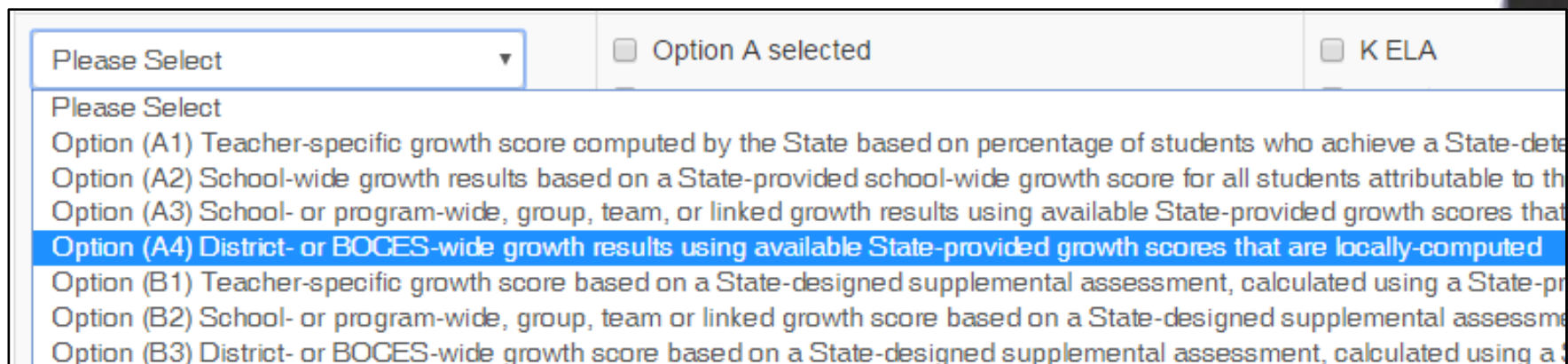
The screenshot shows a rich text editor toolbar with icons for undo, redo, bold, italic, underline, text color, background color, bulleted list, numbered list, link, unlink, and source. Below the toolbar are two dropdown menus for 'Styles' (set to 'Normal') and another 'Normal' dropdown. The text area contains the following text:

Teachers in grade 3 will use the MGP for the NYS Grade 4 ELA Assessment provided by the State. This MGP will be converted to a score of 0-20 using the conversion chart uploaded at Task 3.11.

- In addition, an upload is required in Task 3.11 demonstrating the process of assigning all points 0 to 20.

## D. Measures, Assessments and Process: Option (A4)

- Option (A4) is district- or BOCES-wide, growth results using available State-provided growth scores that are locally-computed.



The screenshot shows a web interface with a dropdown menu. The dropdown is currently set to 'Please Select' and is open, showing a list of options. The option 'Option (A4) District- or BOCES-wide growth results using available State-provided growth scores that are locally-computed' is highlighted in blue. To the right of the dropdown, there are two checkboxes: 'Option A selected' and 'K ELA', both of which are currently unchecked.

Please Select	<input type="checkbox"/> Option A selected	<input type="checkbox"/> K ELA
Please Select		
Option (A1) Teacher-specific growth score computed by the State based on percentage of students who achieve a State-dete		
Option (A2) School-wide growth results based on a State-provided school-wide growth score for all students attributable to th		
Option (A3) School- or program-wide, group, team, or linked growth results using available State-provided growth scores that		
Option (A4) District- or BOCES-wide growth results using available State-provided growth scores that are locally-computed		
Option (B1) Teacher-specific growth score based on a State-designed supplemental assessment, calculated using a State-pr		
Option (B2) School- or program-wide, group, team or linked growth score based on a State-designed supplemental assessme		
Option (B3) District- or BOCES-wide growth score based on a State-designed supplemental assessment, calculated using a s		

- If Option (A4) is chosen, “Option A selected” should be checked in the assessment column.

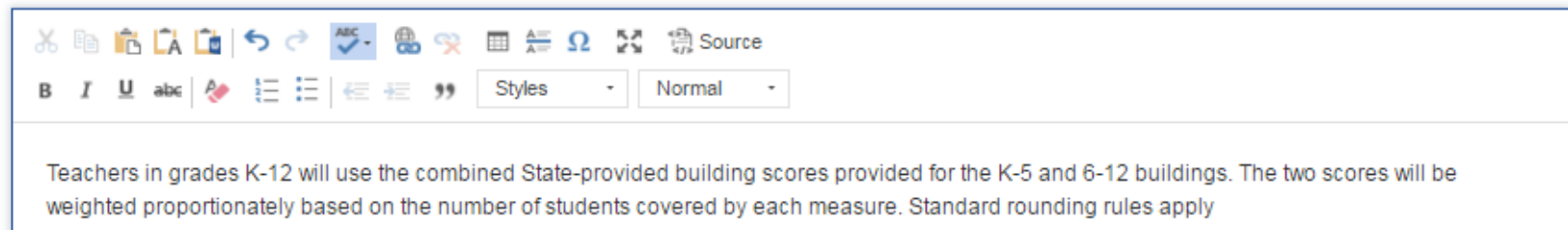
# D. Measures, Assessments and Process: Option (A4)

- For Option (A4), a corresponding fill-in box is located at the end of the task to address the process for assigning a 0-20 score and HEDI rating.

## OPTION A1, A3, or A4

Include a description of your process consistent with the selected option(s).

- **OPTION A1:** Please describe the process your district/BOCES will use to calculate a 0-20 score and HEDI rating using a teacher-specific growth score computed by the State based on the percentage of students who achieve a State-determined level of growth. Please also include an upload in Task 3.11 demonstrating the process of assigning all points 0 to 20.
- **OPTION A3:** Please describe the process your district/BOCES will use to locally compute a 0-20 score and HEDI rating using school- or program-wide, group, team, or linked growth results based on available State-provided growth scores. Please indicate which grades/subjects of the available State-provided growth scores will be used. Please also include an upload in Task 3.11 demonstrating the process of assigning all points 0 to 20.
- **OPTION A4:** Please describe the process your district/BOCES will use to locally compute a 0-20 score and HEDI rating using district- or BOCES-wide growth results based on available State-provided growth scores. Please indicate which grades/subjects of the available State-provided growth scores will be used. Please also include an upload in Task 3.11 demonstrating the process of assigning all points 0 to 20.



The screenshot shows a rich text editor interface. The top toolbar includes icons for undo, redo, bold, italic, underline, text color, background color, bulleted list, numbered list, indent, outdent, link, unlink, and source code. Below the toolbar, there are buttons for text style (B, I, U, abc) and a color picker. The main text area contains the following paragraph:

Teachers in grades K-12 will use the combined State-provided building scores provided for the K-5 and 6-12 buildings. The two scores will be weighted proportionately based on the number of students covered by each measure. Standard rounding rules apply

- In addition, an upload is required in Task 3.11 demonstrating the process of assigning all points 0 to 20.

## D. Measures, Assessments and Process: Options (B1), (B2), and (B3)

- Option (B1) is a teacher-specific growth score based on a State-designed supplemental assessment, calculated using a State-provided or approved growth model.
- Option (B2) is a school- or program-wide, group, team or linked growth score based on a State-designed supplemental assessment, calculated using a State-provided or approved growth model capable of generating such a score.
- Option (B3) is a District- or BOCES-wide, growth score based on a State-designed supplemental assessment, calculated using a State-provided or approved growth model capable of generating such a score.

Please Select	<input type="checkbox"/> Option A selected	<input type="checkbox"/> K ELA	<input type="checkbox"/>
<b>Please Select</b>			
Option (A1) Teacher-specific growth score computed by the State based on percentage of students who achieve a State-determined level of growth			
Option (A2) School-wide growth results based on a State-provided school-wide growth score for all students attributable to the school who took the State ELA or math			
Option (A3) School- or program-wide, group, team, or linked growth results using available State-provided growth scores that are locally-computed			
Option (A4) District- or BOCES-wide growth results using available State-provided growth scores that are locally-computed			
Option (B1) Teacher-specific growth score based on a State-designed supplemental assessment, calculated using a State-provided or approved growth model			
Option (B2) School- or program-wide, group, team or linked growth score based on a State-designed supplemental assessment, calculated using a State-provided or approved growth model			
Option (B3) District- or BOCES-wide growth score based on a State-designed supplemental assessment, calculated using a State-provided or approved growth model			



# D. Measures, Assessments and Process: Options (B1), (B2), and (B3)

- When selecting Option (B1), Option (B2) or Option (B3), the district/BOCES should select the assessment(s) from a list of State-designed supplemental assessments and courses applicable to that measure and assessment(s)

Measure	Assessment(s)	Applicable Course(s)
Option (B2) School- or program-wide, group, team or ▾	<input type="checkbox"/> Option A Selected <input checked="" type="checkbox"/> aimsweb <input type="checkbox"/> i-Ready Diagnostic <input type="checkbox"/> LAS Links <input type="checkbox"/> Measures of Academic Progress (MAP) 2-10 <input type="checkbox"/> Measures of Academic Progress (MAP) K-2 <input type="checkbox"/> preLAS Early Childhood Assessment of English and Spanish Language Proficiency <input type="checkbox"/> STAR Early Literacy	<input checked="" type="checkbox"/> K ELA <input checked="" type="checkbox"/> K Math <input checked="" type="checkbox"/> 1 ELA <input checked="" type="checkbox"/> 1 Math <input checked="" type="checkbox"/> 2 ELA <input checked="" type="checkbox"/> 2 Math <input checked="" type="checkbox"/> 3 ELA <input checked="" type="checkbox"/> 3 Math <input checked="" type="checkbox"/> 4 ELA <input checked="" type="checkbox"/> 4 Math <input checked="" type="checkbox"/> 4 Science

- Only approved assessments can be included in a district's/BOCES' APPR plan.
- The "Approved List of State-designed Supplemental Assessments to be used with Growth Models" can be found here: <http://usny.nysed.gov/rttt/teachers-leaders/assessments/approved-list-3012-d.html>.

## D. Measures, Assessments and Process: Options (B1), (B2), and (B3)

- When selecting Option (B1), (B2) or (B3), a corresponding assurance is located at the end of the task to address the process for assigning a 0-20 score and HEDI rating.

### OPTION A2 or B

Please check the box below, as applicable to the selected option(s). In addition, for Option B, please also include a chart in Task 3.11 to demonstrate the process for assigning points consistent with the methodology prescribed by the assessment provider(s).

- OPTION A2: Assure that scores from 0-20 and HEDI ratings will be assigned using the building-wide State-provided growth score as provided by the Department.
- OPTION B: Assure that scores from 0-20 and HEDI ratings will be assigned in the manner prescribed by the State-approved supplemental assessment.

- In addition, an upload is required in Task 3.11 demonstrating the process for assigning points consistent with the methodology prescribed by the assessment provider(s).

# Module Overview

---

## Task 3 Overview:

- A. Use of the Optional Subcomponent
- B. Assurances
- C. Entering the Optional Subcomponent
- D. Measures, Assessments and Process
- E. Conversion Chart**
- F. Task Completion



# E. Conversion Chart

- Use the “Choose File” button in Task 3.11 to upload a conversion chart consistent with the measure(s) selected throughout Task 3.

**3.11) Conversion Chart**

Please upload an attachment, as applicable to the selected option(s).

- For Option (A1), Option (A3), or Option (A4), please upload a chart demonstrating how the second growth score chosen will be converted to a HEDI score from 0-20.
- For Option (B1), Option (B2), or Option (B3), please upload the chart provided by the assessment provider to demonstrate how the growth model translates to a HEDI score from 0-20.
- An upload is not required with the use of Option (A2). For Option (A2), the 0-20 score and HEDI rating provided by the State must be used.

XYZ_CSD_311.docx	View File	Delete
AIMSWEB Conversion.pdf	View File	Delete
Choose File	No file chosen	
Add Another Upload		

- Option (A1), Option (A3) and Option (A4) require a chart demonstrating how the second growth score chosen will be converted to a HEDI score from 0-20.
- For Option (B1) , Option (B2) and Option (B3) the chart provided by the assessment provider to demonstrate how the growth model translates to a HEDI score from 0-20 should be uploaded.
- An upload is not required with the use of Option (A2). For Option (A2), the 0-20 score and HEDI rating provided by the State must be used.

# Module Overview

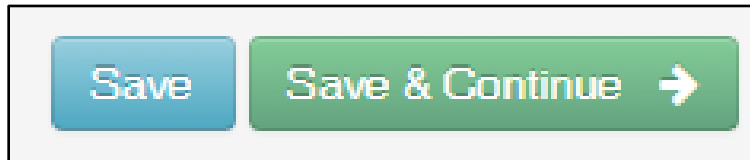
---

## Task 3 Overview:

- A. Use of the Optional Subcomponent
- B. Assurances
- C. Entering the Optional Subcomponent
- D. Measures, Assessments and Process
- E. Conversion Chart
- F. **Task Completion**

# F. Task Completion

- Please be sure to save information entered at any point throughout the task by clicking the blue “Save” button.



- If the task is not complete, a yellow triangle will appear next to the Task 3 line and the incomplete section of the task will be highlighted in red in the survey navigation box.
- If the task is complete, a green checkbox will appear next to the Task 3 line in the survey navigation box and the green “Save & Continue →” button can be used to proceed.
- If the task is incomplete, the survey navigation menu may be used to move to another task.

Survey Navigation	
Task 1. School District Information	<input checked="" type="checkbox"/>
Task 2. Original Student Performance - Required	<input checked="" type="checkbox"/>
Task 2. Transition Student Performance - Required	<input checked="" type="checkbox"/>
Task 3.1. Optional Subcomponent Use (Teachers)	<input checked="" type="checkbox"/>
Task 3. Student Performance - Optional (Teachers)	<input checked="" type="checkbox"/>
Task 4. Teacher Observation Category	<input checked="" type="checkbox"/>
Task 5. Overall Scoring (Teachers)	<input checked="" type="checkbox"/>
Task 6. Additional Requirements (Teachers)	<input checked="" type="checkbox"/>
Task 7. Original Student Performance - Required	<input checked="" type="checkbox"/>
Task 7. Transition Student Performance - Required	<input checked="" type="checkbox"/>
Task 8.1. Optional Subcomponent Use (Principals)	<input checked="" type="checkbox"/>
Task 8. Student Performance - Optional (Prin.)	<input checked="" type="checkbox"/>
Task 9. Principal School Visit Category	<input checked="" type="checkbox"/>
Task 10. Overall Scoring (Principals)	<input checked="" type="checkbox"/>
Task 11. Additional Requirements (Principals)	<input checked="" type="checkbox"/>
Task 12. Joint Certification of APPR Plan	<input checked="" type="checkbox"/>



# Conclusion

For additional resources please visit the APPR (3012-d) page on EngageNY: <https://www.engageny.org/resource/appr-3012-d>.

The screenshot displays the EngageNY website interface. At the top, the EngageNY logo is on the left, and navigation links for FAQ, Help, and Newsletter are in the center. A language selection dropdown and a search bar are on the right. Below the header is a dark blue navigation bar with categories: Common Core, Teacher/Leader Effectiveness, Data Driven Instruction, Video Library, Professional Development, and Parents and Families. A dropdown menu is open under 'Teacher/Leader Effectiveness', listing 'Teacher/Leader Effectiveness Library', 'Evaluation', and 'Improving Practice'. A secondary dropdown is open under 'Improving Practice', listing 'APPR (3012-c)', 'APPR (3012-d)', 'Student Learning Objectives', 'State Growth Measures', and 'State-Approved Tools'. The main content area features a large banner for 'Test Guides for English Language Arts and Mathematics' with left and right navigation arrows. To the right is a 'Featured' section with four items: 'Test Guides for English Language Arts and Mathematics', 'New York State K-12 Social Studies Framework', 'Curriculum Module Updates', and 'Translated Modules'. Below the banner is a 'Common Core Curriculum' section with two columns: 'English Language Arts' and 'Mathematics'. Each column lists resources for Prekindergarten, Kindergarten, and Grade 1. A 'News' section is at the bottom right, with the title 'News and Notes: Standards, Curriculum, and Assessments' and a sub-heading 'The New EngageNY is Here'.